



American Opto Plus LED Corp.

L354LYC-25D

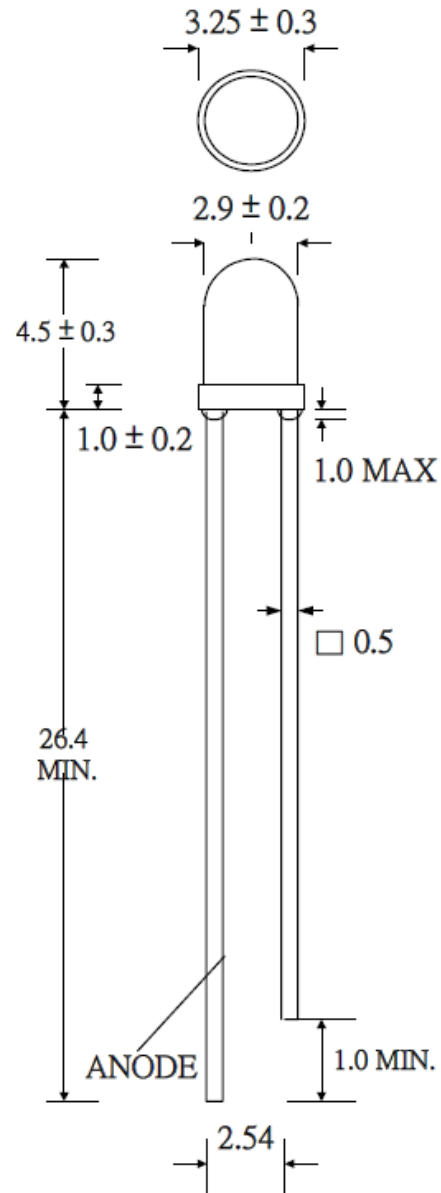
3mm YELLOW LED Lamp

DESCRIPTION

- Round Type
- 3mm Diameter
- Lens Color: Water Clear
- With Flange
- Solder leads without stand-off

FEATURES

- Emitted Color: Yellow
- High Luminous Intensity
- Technology: AlGaInP
- Peak Wavelength: $\lambda_p = 595\text{nm}$
- Viewing Angle: 25°



Notes:

1. All dimensions are in millimeters.
2. Lead Spacing is measured where the lead emerge from the package.

Part Number	Material	Lens Color	
		Emitted	Lens
L354LYC-25D	AlGaInP	Yellow	Water Clear



American Opto Plus LED Corp.

L354LYC-25D

3mm YELLOW LED Lamp

ABSOLUTE MAXIMUM RATINGS

(Ta=25°C)

Parameter	Symbol	Value	Unit
Power Dissipation	P_D	120	mW
Peak Forward Current (1/10 Duty Cycle @1KHz)	I_{FP}	100	mA
Reverse Voltage	V_R	5.0	V
Operating Temperature	T_{OPR}	-40~+85	°C
Storage Temperature	T_{STG}	-40~+85	°C
Solder Temperature	T_{SOL}	1.6mm from body for 3 seconds @ 260°C	

OPTICAL-ELECTRICAL CHARACTERISTICS

(Ta=25°C)

Parameter	Symbol	Test Condition	Min	Typ	Max	Unit
Luminous Intensity	I_V	$I_F = 20mA$	1200	1800	--	mcd
Forward Voltage	V_F		--	2.0	2.4	V
Viewing Angle	$2\theta_{1/2}$		--	25	--	deg
Peak Wavelength	λ_P		--	595	--	nm
Dominant Wavelength	λ_D		--	592	--	nm
Spectrum Radiation Bandwidth	$\lambda\Delta$		--	20	--	nm
Reverse Current	I_R	$V_R=5V$	--	--	10	μA

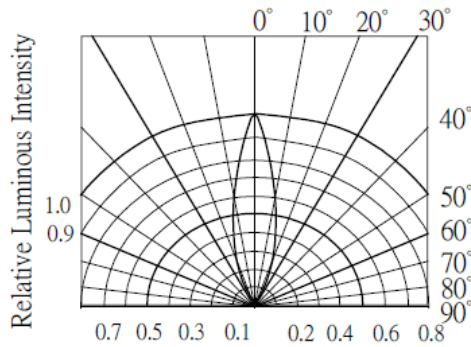


American Opto Plus LED Corp.

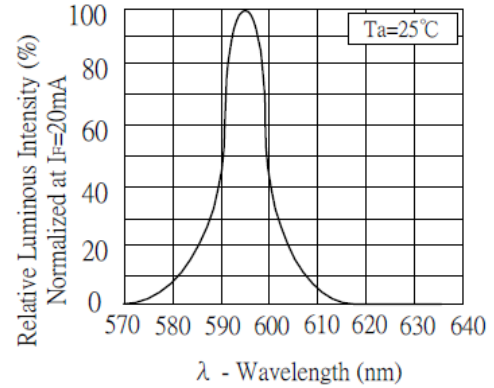
L354LYC-25D

3mm YELLOW LED Lamp

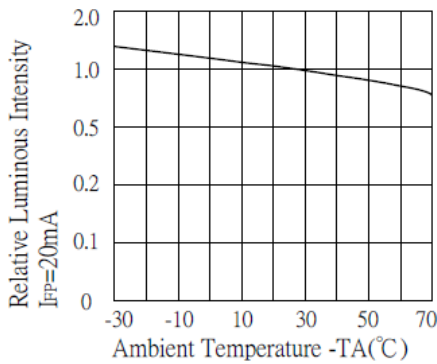
TYPICAL ELECTRICAL-OPTICAL CHARACTERISTIC CURVES



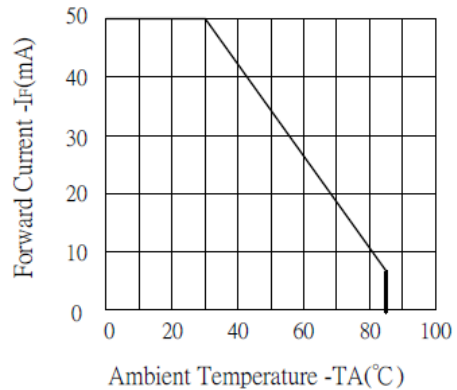
RADIATION DIAGRAM



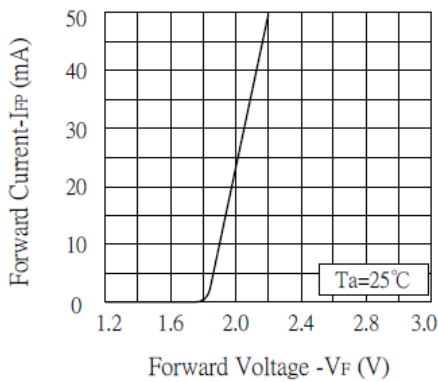
RELATIVE LUMINOUS INTENSITY Vs. WAVELENGTH



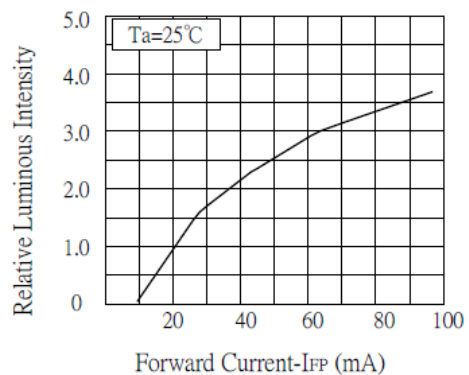
LUMINOUS INTENSITY Vs. AMBIENT TEMPERATURE



MAX FORWARD CURRENT Vs. AMBIENT TEMPERATURE



FORWARD CURRENT Vs. FORWARD VOLTAGE



LUMINOUS INTENSITY Vs. FORWARD CURRENT