



American Opto Plus LED Corp.
0.30" SMD Type LED Display
SMA303LY G/W
SMC303LY G/W

● **FEATURES**

- 0.30 inch (7.62 mm) Digit Height.
- SMD type.
- Low current operation.
- Gray face, White segment.
- RoHS compliant, Pb Free.

● **DESCRIPTION**

The SMA303LY G/W & SMC303LY G/W are 0.30 inch (7.62mm) height Triple 7-segment displays.

This device utilizes Super Bright Yellow LED chip which are made from AlGaInP On a transparent GaAs, substrate.

The display has Gray face, White segment.

● **DEVICE**

PART NO	DESCRIPTION
SMA303LY G/W	Common Anode
SMC303LY G/W	Common Cathode

RoHS Compliance



Pb free.





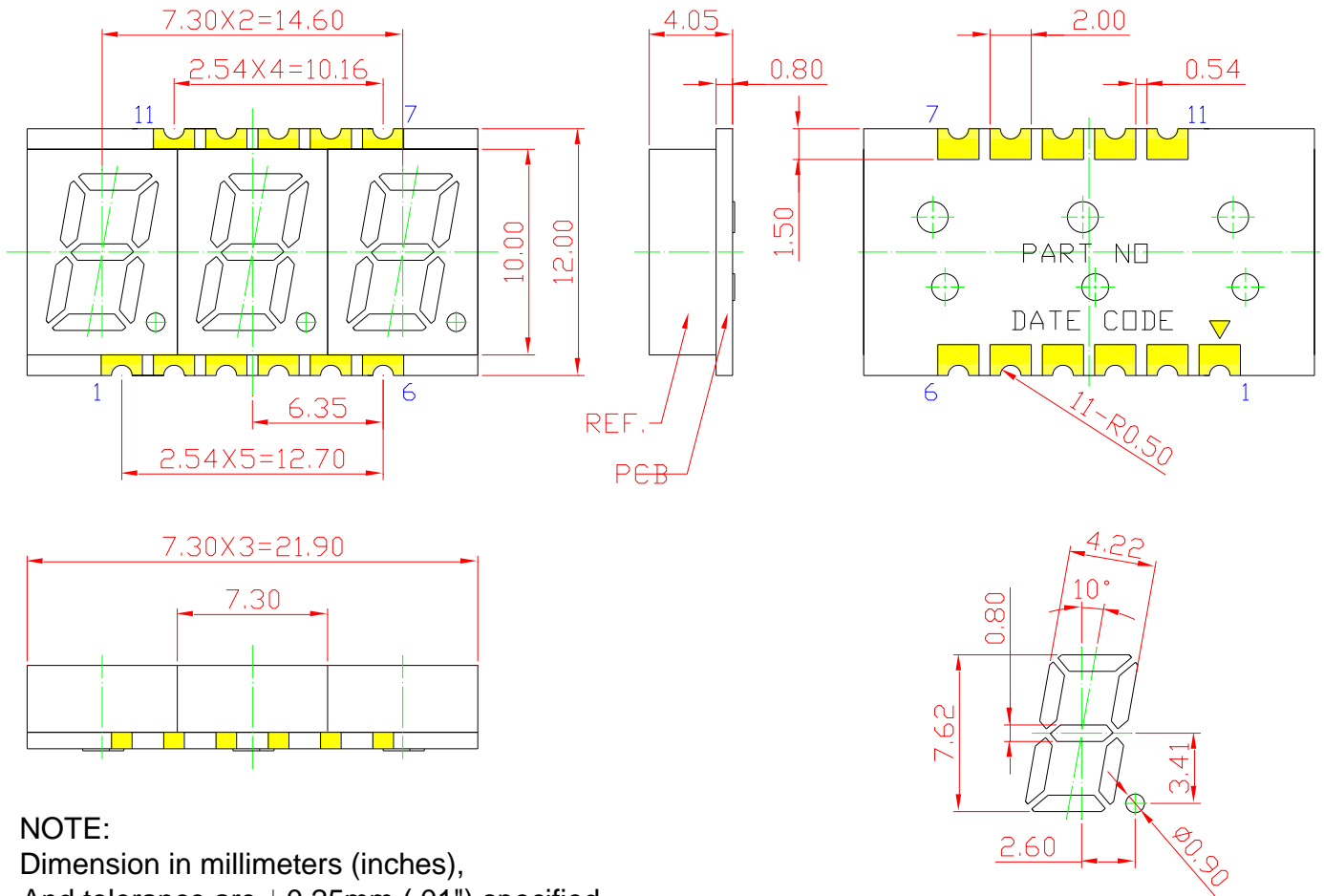
American Opto Plus LED Corp.

0.30" SMD Type LED Display


SMA303LY G/W

SMC303LY G/W

● MECHANICAL DIMENSIONS



NOTE:
 Dimension in millimeters (inches),
 And tolerance are $\pm 0.25\text{mm}$ (.01") specified.



American Opto Plus LED Corp.

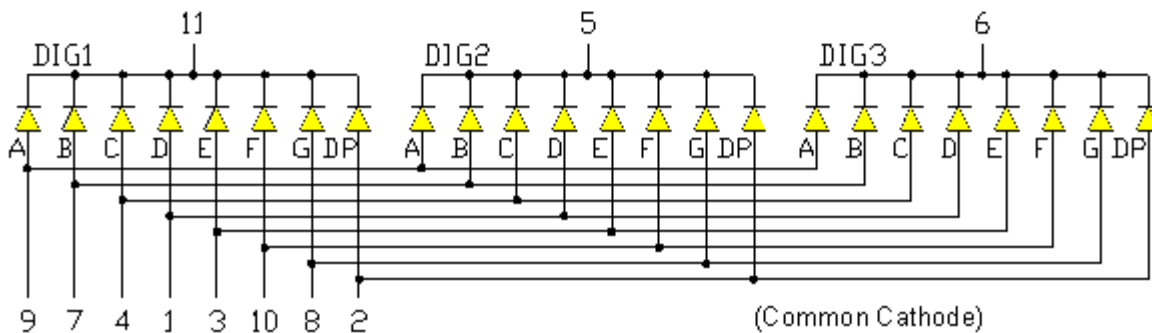
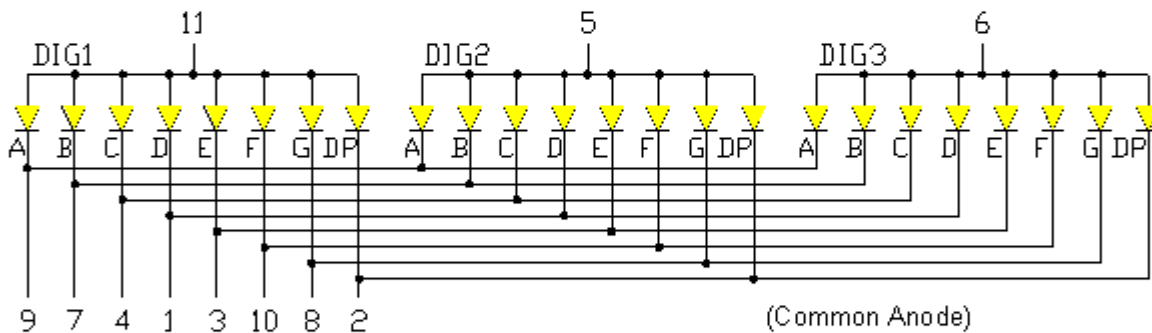
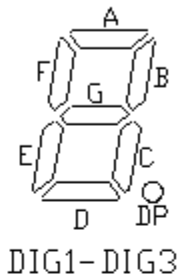
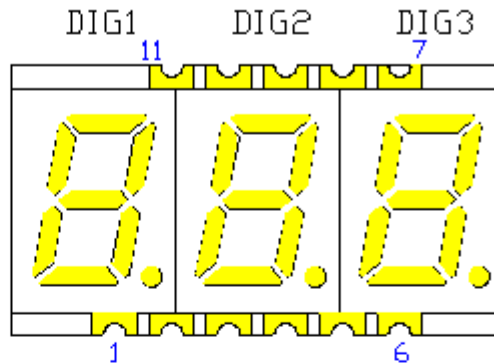
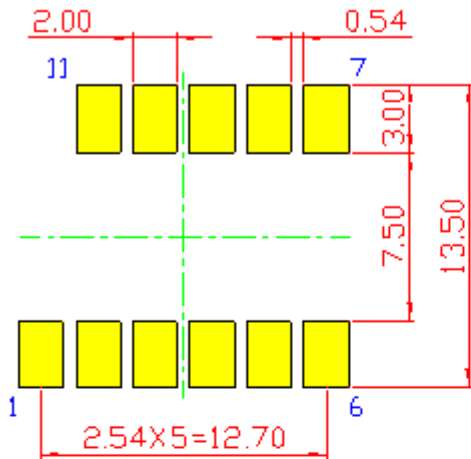
0.30" SMD Type LED Display

SMA303LY G/W

SMC303LY G/W

● TYPICAL INTERNAL EQUIVALENT CIRCUIT

Recommended Soldering Pattern





American Opto Plus LED Corp.
0.30" SMD Type LED Display
SMA303LY G/W
SMC303LY G/W

● **LY: SUPER BRIGHT YELLOW (AlGaInP/GaAs)**

ABSOLUTE MAXIMUM RATING AT $T_a=25^{\circ}\text{C}$

Parameter	Symbol	Maximum Rating	Unit
Power dissipation	P_{AD}	70	mW
Derating liner from 25°C	-	0.28	mA / $^{\circ}\text{C}$
Continuous forward current	I_{AF}	25	mA
Peak current (duty cycle 1/10, 1kHz)	I_{PF}	90	mA
Reverse voltage	V_R	5	V
Operating temperature	T_{OPR}	-40 to +105	$^{\circ}\text{C}$
Storage temperature	T_{STG}	-40 to +105	$^{\circ}\text{C}$

ELECTRICAL - OPTICAL CHARACTERISTICS AT $T_a=25^{\circ}\text{C}$

Characteristic	Symbol	Condition	Min.	Type.	Max.	Unit
Forward Voltage, (Per Dice)	V_F	$I_F=20\text{mA}$	-	2.0	2.6	V
Reverse Current, (Per Dice)	I_R	$V_R=5\text{V}$	-	-	10	μA
Peak Wavelength	λ_P	$I_F=20\text{mA}$	-	593	-	nm
Dominant Wavelength	λ_D	$I_F=20\text{mA}$	-	590	-	nm
Luminous Intensity	I_V	$I_F=20\text{mA}$	-	8	-	mcd
Spectral radiation bandwidth	$\Delta\lambda$	$I_F=20\text{mA}$	-	20	-	nm



American Opto Plus LED Corp.

0.30" SMD Type LED Display

SMA303LY G/W

SMC303LY G/W

● LY: SUPER BRIGHT YELLOW (AlGaInP/GaAs) CURVE

Typical Electro-optical Characteristic Curves
(25 °C Free Air Temperature Unless Otherwise Specified)

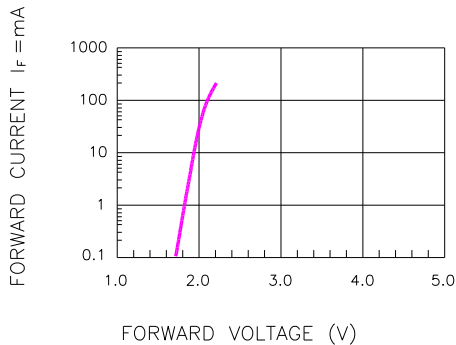


Fig.1 FORWARD CURRENT VS. FORWARD VOLTAGE

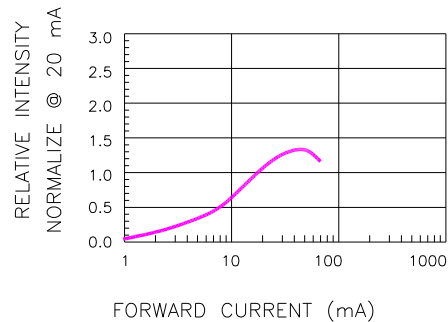


Fig.2 RELATIVE INTENSITY VS. FORWARD CURRENT

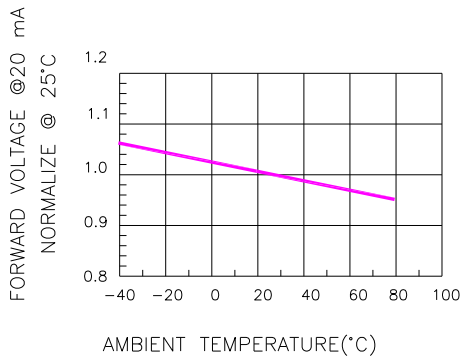


Fig.3 FORWARD VOLTAGE VS. TEMPERATURE

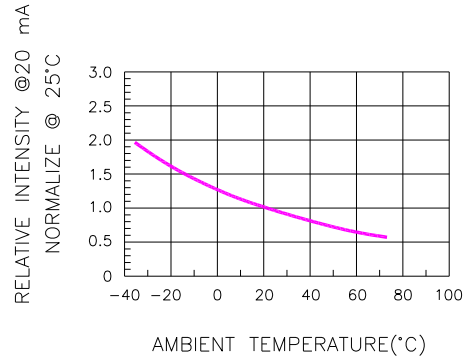


Fig.4 RELATIVE INTENSITY VS. TEMPERATURE

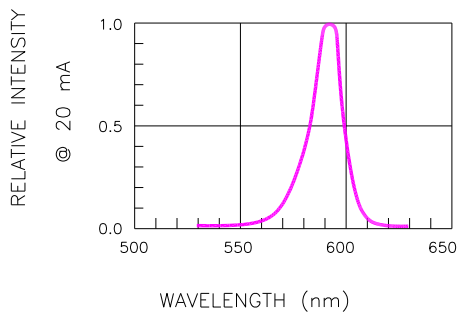


Fig.5 RELATIVE INTENSITY VS. WAVELENGTH

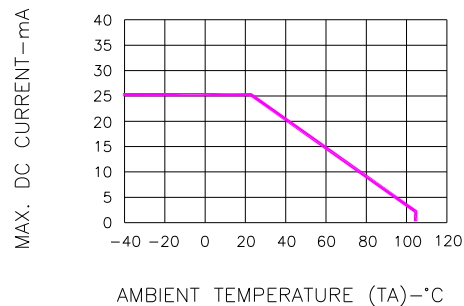


Fig.6 MAX. ALLOWABLE DC CURRENT VS. AMBIENT TEMPERATURE

