



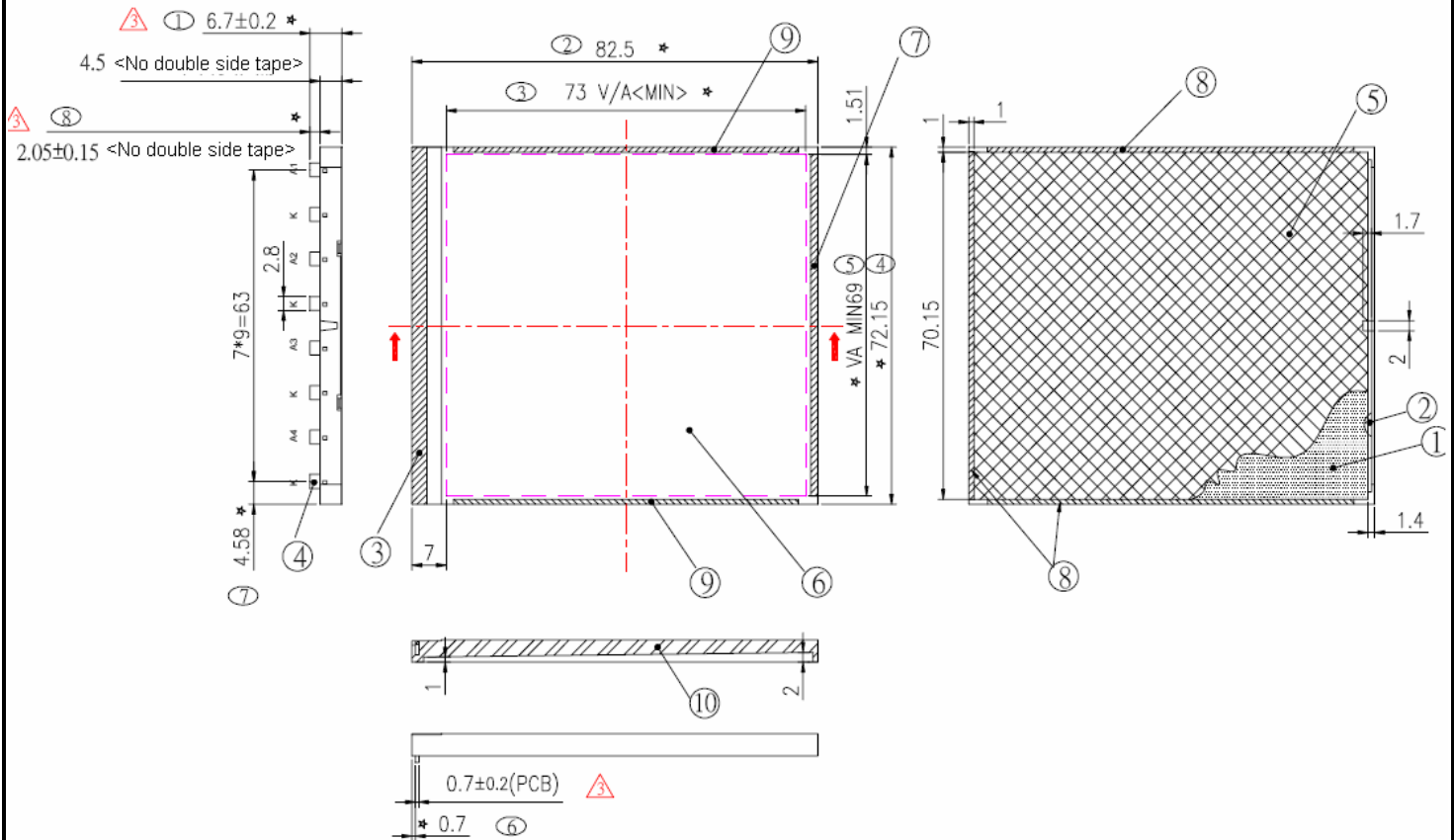
American Opto Plus LED

BL-S8272LW-F

White Side-Look LCD Backlight

❖ 82.5mm x 72.15mm
❖ V.A.: 73mm x 69mm

PACKAGE DIMENSIONS



Notes: 1. All dimensions are in millimeters 2. Not Specified tolerance is ± 0.3mm

No.	Parts Name	Q'ty	Material
1	Light Guide	1	PC (Transparent)
2	SMD	8	White Color
3	Silver reflection tape	1	L262SW (Silver/White t = 0.1)
4	PCB	1	FR-4
5	Reflective Sheet	1	PET (White 125um)
6	Diffusion Tape	1	HLD2830P
7	Double-side adhesive tape	1	3M# 9448 W1.5 x L70
8	Double-side adhesive tape	3	3M# 9448 W1 x L 70
9	Double-side adhesive tape	2	3M# 9448 W1.2 x L70
10	BM-Tape	1	PET



American Opto Plus LED

BL-S8272LW-F

White Side-Look LCD Backlight

- ❖ 82.5mm x 72.15mm
- ❖ V.A.: 73mm x 69mm

ABSOLUTE MAXIMUM RATINGS

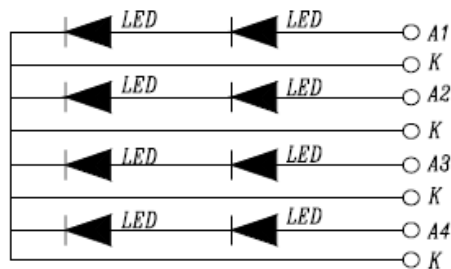
(Ta=25°C)

Parameter	Symbol	Max Rating	Unit
Power Dissipation *1	P_{AD}	432	mW
Forward Current *1	I_F	80	mA
Reverse Voltage *1	V_R	10	V
Operating Temperature Range	T_{OPR}	-30~+85	°C
Storage Temperature Range	T_{STG}	-40~+100	°C

OPTICAL-ELECTRICAL CHARACTERISTICS

Parameter	Symbol	Test Condition	Min	Typ	Max	Unit
Luminous Intensity (Main side)	I_v	$I_F = 60\text{mA}$, *2 *3	250	--	--	cd/m ²
Forward Voltage	V_F	$I_F = 60\text{mA}$ *1	6.4	6.6	6.8	V
Reverse Current	I_R	$V_R = 10\text{V}$ *1			100	mA
Chromaticity Coordinate X	X	$I_F = 20\text{mA/SMD}$ *1	0.28	0.30	0.320	
Chromaticity Coordinate Y	Y	$I_F = 20\text{mA/SMD}$ *1	0.28	0.30	0.33	
Luminous Tolerance	$I_v\text{-m}$	$I_F = 60\text{mA}$, *2 *4	$1 \leq B_{\text{max}}/B_{\text{min}} \leq 1.4$			

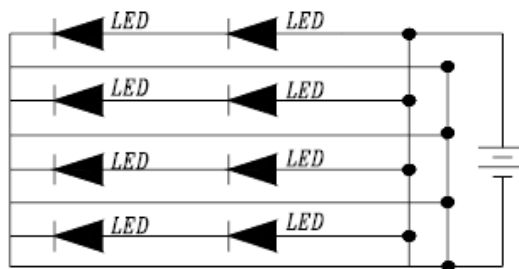
*1: INTERNAL CIRCUIT DIAGRAM



Anode

Cathode

*2: TESTING CIRCUIT



Voltage=6.6V
Ta = 25 °C

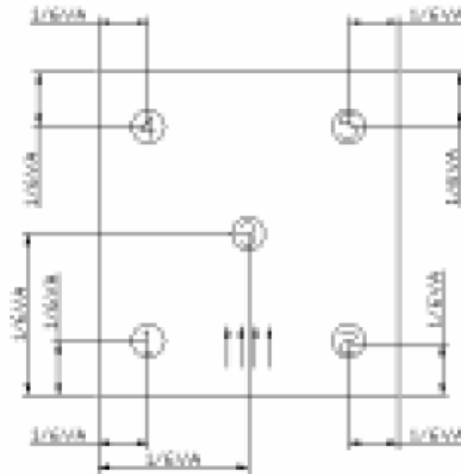


American Opto Plus LED
BL-S8272LW-F
White Side-Look LCD Backlight

- ❖ 82.5mm x 72.15mm
- ❖ V.A.: 73mm x 69mm

***3: MEASUREMENT OF LUMINANCE [MEASURING APPARATUS: MINOLTA LS-100]**

This luminous intensity is the average of 5 detected points. The standard aperture is set at ψ 7.5



***4: LUMINOUS TOLERANCE**

The ratio of the maximum luminance (B_{max}) and the minimum luminance (B_{min}) base on *3 detected points