



American Opto Plus LED Corp.

A391LB G/W

0.39inch Display

● FEATURES

- 0.39 inch (10.0 mm) Digit Height.
- Excellent character appearance.
- Case mold type.
- Gray face, White segment.
- RoHS compliant, Pb Free.

● DESCRIPTION

The 0.39inch Display-LB is a 0.39 inch (10.0 mm) height single 7-segment display. This device utilizes Super Bright Blue LED chip which are made from InGaN on a transparent GaN substrate. The display has Gray face and White segment.

● DEVICE

PART NO	DESCRIPTION
Super Bright Blue	Common Anode
0.39inch Display-LB	

RoHS Compliance



Pb free.



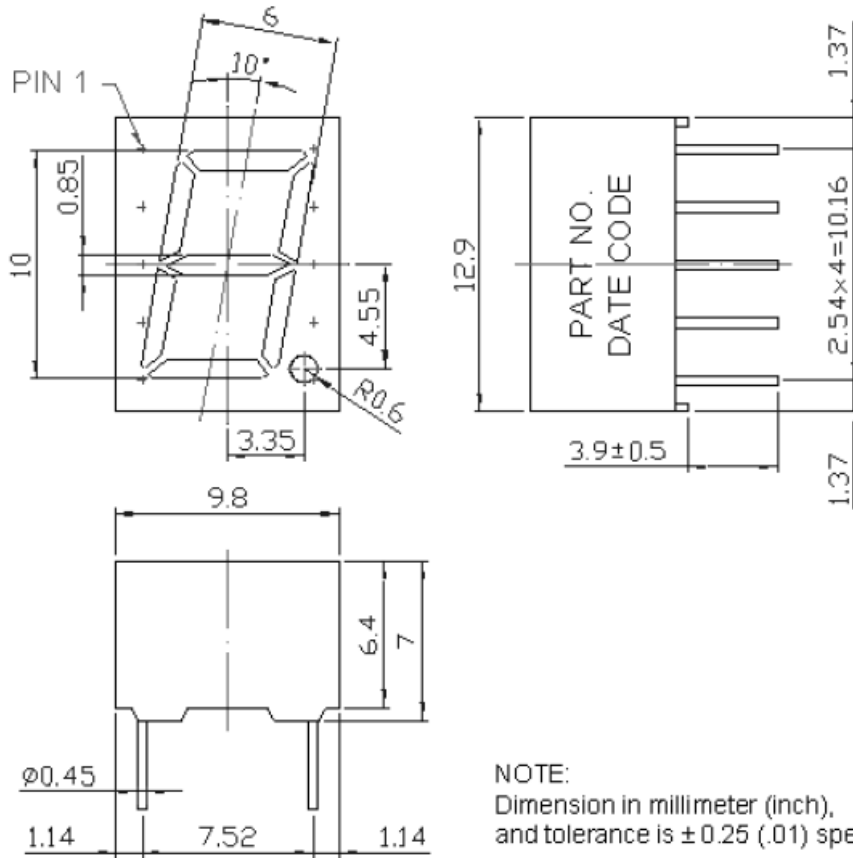


American Opto Plus LED Corp.

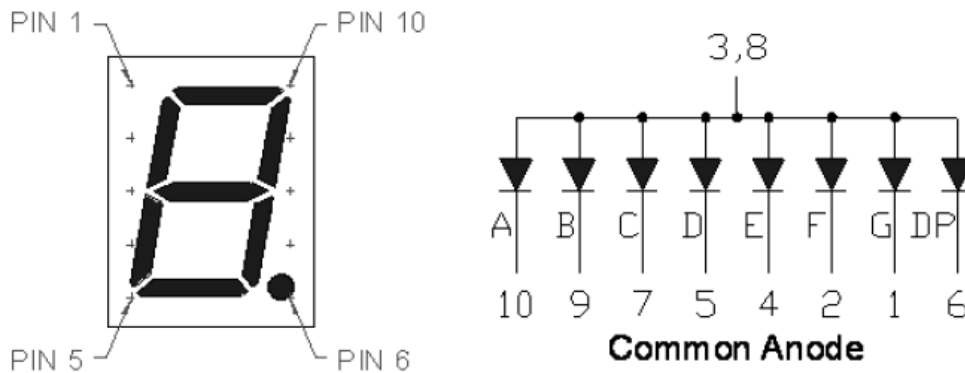
A391LB G/W

0.39inch Display

● MECHANICAL DAIMENSIONS



● TYPICAL INTERNAL EQUIVALENT CIRCUIT





American Opto Plus LED Corp.
A391LB G/W
0.39inch Display

● **LB: SUPER BRIGHT BLUE (InGaN/GaN)**

ABSOLUTE MAXIMUM RATING AT Ta=25°C

Parameter	Symbol	Super Bright Blue	Unit
Power dissipation per dice	P _{AD}	120	mW
Derating Liner from 25°C per dice	-	0.3	mA/°C
Continuous forward current per dice	I _{AF}	30	mA
Peak current per dice (duty cycle 1/10, 1kHz)	I _{PF}	100	mA
Reverse voltage per dice	V _R	5	V
Operating temperature	T _{OPR}	-25 to +85	°C
Storage temperature	T _{STG}	-25 to +85	°C

ELECTRICAL - OPTICAL CHARACTERISTICS AT Ta=25°C

Characteristic	Symbol	Condition	Min.	Type	Max.	Unit
Forward Voltage	V _F	I _F =5mA	2.7	2.85	3.0	V
Reverse Current	I _R	V _R =8V	-	-	10	μA
Dominant Wavelength	λ _d	I _F =5mA	450	465	480	nm
Average Luminous Intensity	I _V	I _F =5mA	10	30	40	mcd
Spectrum Radiation Bandwidth	Δλ	I _F =5mA	-	30	-	nm



American Opto Plus LED Corp.

A391LB G/W

0.39inch Display

● LB: SUPER BRIGHT BLUE (InGaN/GaN) CURVE

Typical Electro-optical Characteristic Curves
(25 °C Free Air Temperature Unless Otherwise Specified)

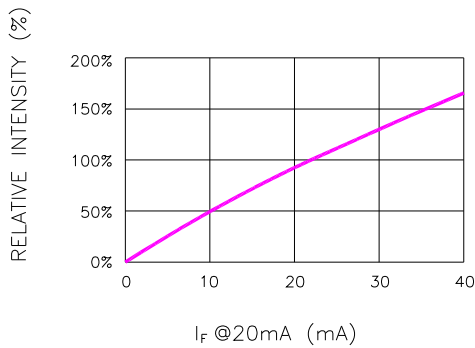


Fig.1 RELATIVE INTENSITY VS. FORWARD CURRENT

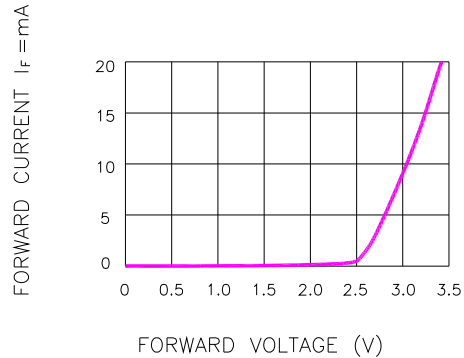


Fig.2 FORWARD CURRENT VS. FORWARD VOLTAGE

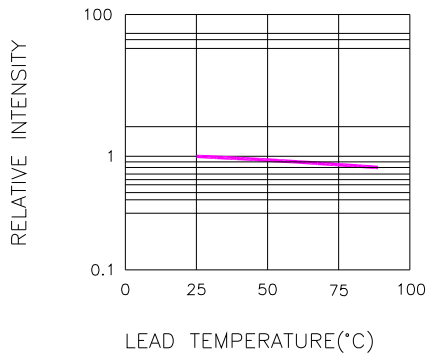


Fig.3 RELATIVE INTENSITY VS. LEAD TEMPERATURE
(PULSED 20 mA; 300us PULSE, 10ms PERIOD)

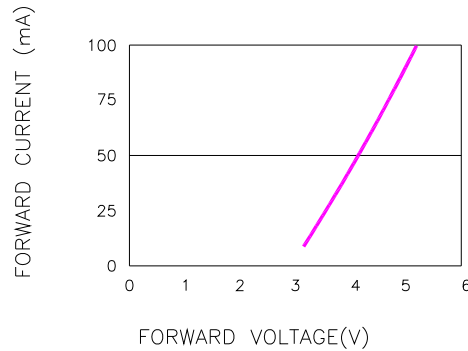


Fig.4 PEAK FORWARD VOLTAGE VS. FORWARD (100us TEST PULSE, 1% DUTY CYCLE)

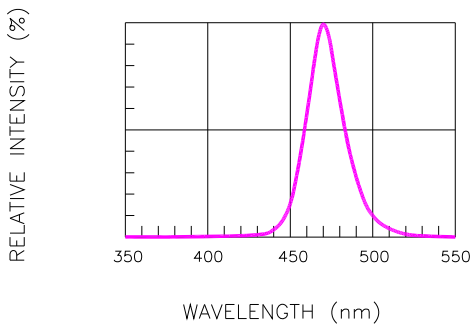


Fig.5 RELATIVE INTENSITY VS. WAVELENGTH

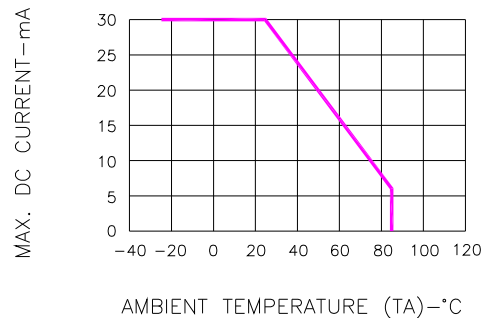


Fig.6 MAX. ALLOWABLE DC CURRENT VS. AMBIENT TEMPERATURE

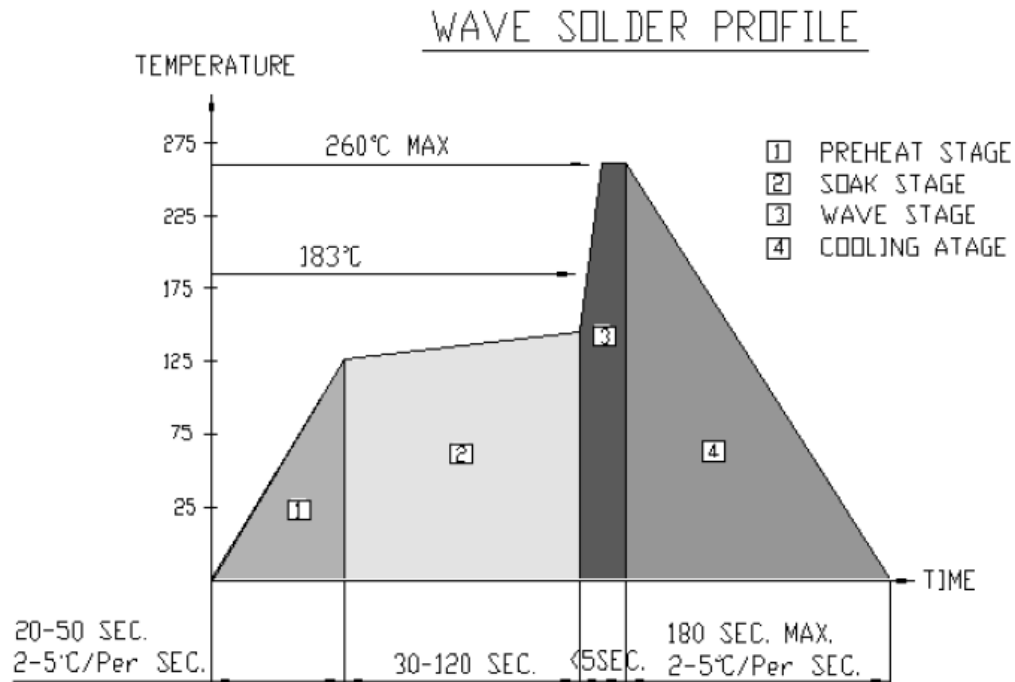


American Opto Plus LED Corp.

A391LB G/W

0.39inch Display

● RECOMMEND SOLDERING PROFILE



● SOLDERING IRON

Basic spec is ≤ 4 sec when 260°C. If temperature is higher, time should be shorter (+10°C → 1 sec). Power dissipation of Iron should be smaller than 15W, and temperature should be controllable. Surface temperature of the device should be under 230°C.

● REWORK

Customer must finish rework within ≤ 4 sec under 245°C.