



American Opto Plus LED Corp.
2.3" Case Mold Type LED Display
A2301LEYG G/W
C2301LEYG G/W

● **EDIT HISTORY**

Version A: Apr. 09, 2014

Preliminary Spec.

| Manufacture | Examination | Approving |
|-------------|-------------|-----------|
| | | |



American Opto Plus LED Corp.
2.3" Case Mold Type LED Display
A2301LEYG G/W
C2301LEYG G/W

● **FEATURES**

- 2.30 inch (56.80 mm) Digit Height.
- Low current operation.
- Case mold type.
- Gray face, White segment.
- RoHS compliant, Pb Free.

● **DESCRIPTION**

The A2301LEYG G/W & C2301LEYG G/W is a 2.30 inch (56.80 mm) height single 7-segment display. This device utilizes Super Bright Red and Super Bright Yellow Green LED chip which are made from AlGaInP on a transparent GaAs, substrate. The display has Gray face, White segment.

● **DEVICE**

| PART NO Super Bright Red Super Bright Yellow Green | DESCRIPTION |
|---|--------------------|
| A2301LEYG G/W | Common Anode |
| C2301LEYG G/W | Common Cathode |

RoHS Compliance

Pb free.





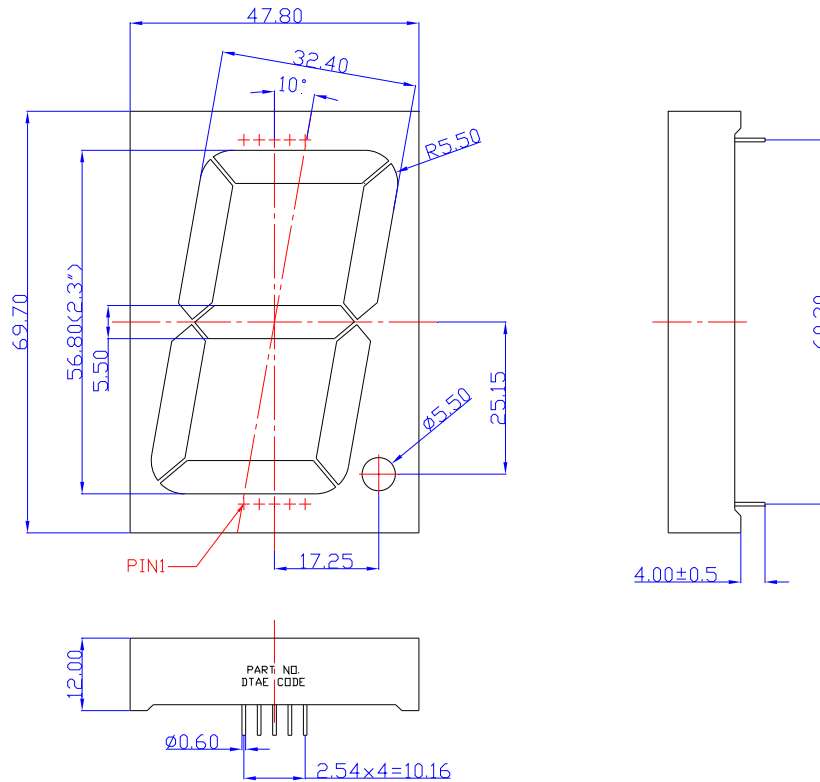
American Opto Plus LED Corp.

2.3" Case Mold Type LED Display

A2301LEYG G/W

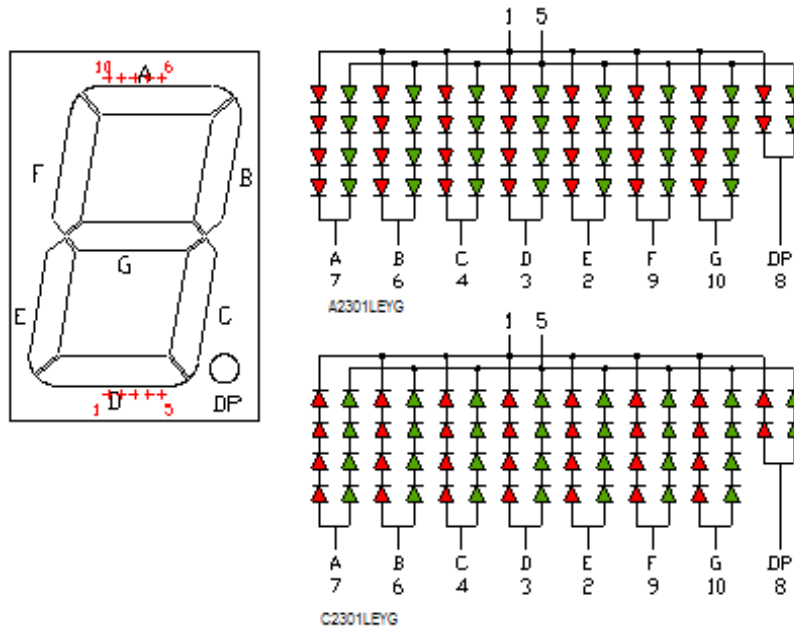
C2301LEYG G/W

● MECHANICAL DIMENSIONS



NOTES: All dimensions are in millimeters. Tolerances are ± 0.25 mm unless otherwise noted.

● TYPICAL INTERNAL EQUIVALENT CIRCUIT





American Opto Plus LED Corp.
2.3" Case Mold Type LED Display
A2301LEYG G/W
C2301LEYG G/W

● **LE: SUPER BRIGHT RED (AlGaInP/GaAs)**

ABSOLUTE MAXIMUM RATING AT Ta=25°C

| Parameter | Symbol | Super Bright Red | Unit |
|---|------------------|------------------|---------|
| Power dissipation per dice | P _{AD} | 70 | mW |
| Derating liner from 25°C per dice | - | 0.33 | mA / °C |
| Continuous forward current per dice | I _{AF} | 25 | mA |
| Peak current per dice (duty cycle 1/10, 1kHz) | I _{PF} | 90 | mA |
| Reverse voltage per dice | V _R | 5 | V |
| Operating temperature | T _{OPR} | -25 to +85 | °C |
| Storage temperature | T _{STG} | -25 to +85 | °C |

ELECTRICAL - OPTICAL CHARACTERISTICS AT Ta=25°C

| Characteristic | Symbol | Condition | Min. | Typ. | Max. | Unit |
|----------------------------------|----------------|----------------------|------|--------------|---------------|------|
| Forward voltage per Segment (DP) | V _F | I _F =20mA | - | (4.0) 8.0 | (5.2) 10.4 | V |
| Reverse current per Segment (DP) | I _R | V _R =5V | - | - | 10 | μA |
| Peak wavelength | λ _P | I _F =20mA | - | 632 | - | nm |
| Dominant wavelength | λ _D | I _F =20mA | 619 | 624 | 629 | nm |
| Luminous intensity | I _V | I _F =10mA | - | 60 | - | mcd |
| Spectral radiation bandwidth | Δλ | I _F =20mA | - | 20 | - | nm |



American Opto Plus LED Corp.
2.3" Case Mold Type LED Display
A2301LEYG G/W
C2301LEYG G/W

● **YG: SUPER BRIGHT YELLOW GREEN (AlGaInP/GaAs)**

ABSOLUTE MAXIMUM RATING AT Ta=25°C

| Parameter | Symbol | Super Bright Yellow Green | Unit |
|---|------------------|---------------------------|---------|
| Power dissipation per dice | P _{AD} | 85 | mW |
| Derating liner from 25°C per dice | - | 0.42 | mA / °C |
| Continuous forward current per dice | I _{AF} | 30 | mA |
| Peak current per dice (duty cycle 1/10, 1kHz) | I _{PF} | 120 | mA |
| Reverse voltage per dice | V _R | 5 | V |
| Operating temperature | T _{OPR} | -25 to +85 | °C |
| Storage temperature | T _{STG} | -25 to +85 | °C |

ELECTRICAL - OPTICAL CHARACTERISTICS AT Ta=25°C

| Characteristic | Symbol | Condition | Min. | Typ. | Max. | Unit |
|----------------------------------|----------------|----------------------|------|--------------|---------------|------|
| Forward voltage per Segment (DP) | V _F | I _F =20mA | - | (4.0) 8.0 | (5.2) 10.4 | V |
| Reverse current per Segment (DP) | I _R | V _R =5V | - | - | 10 | μA |
| Peak wavelength | λ _P | I _F =20mA | - | 573 | - | nm |
| Dominant wavelength | λ _D | I _F =20mA | 566 | 571 | 576 | nm |
| Luminous intensity | I _V | I _F =10mA | - | 50 | - | mcd |
| Spectral radiation bandwidth | Δλ | I _F =20mA | - | 20 | - | nm |



American Opto Plus LED Corp.

2.3" Case Mold Type LED Display

A2301LEYG G/W

C2301LEYG G/W

● LE: SUPER BRIGHT RED (AlGaInP/GaAs) CURVE

Typical Electro-optical Characteristic Curves
(25 °C Free Air Temperature Unless Otherwise Specified)

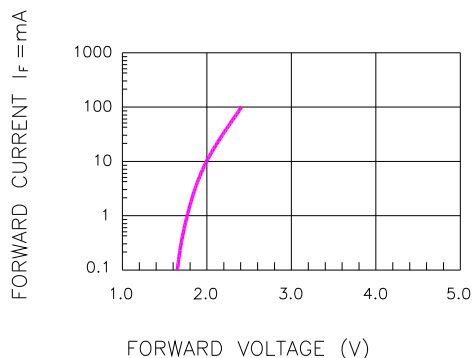


Fig.1 FORWARD CURRENT VS. FORWARD VOLTAGE

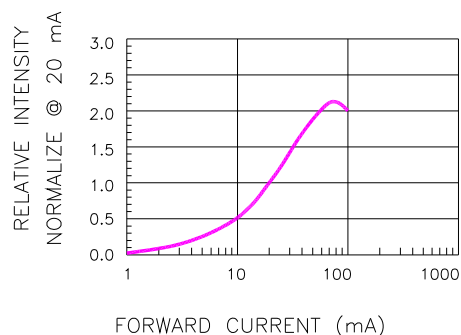


Fig.2 RELATIVE INTENSITY VS. FORWARD CURRENT

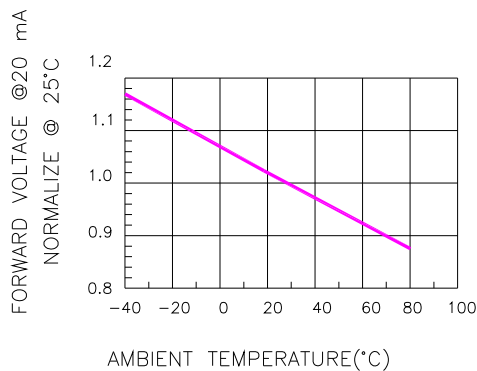


Fig.3 FORWARD VOLTAGE VS. TEMPERATURE

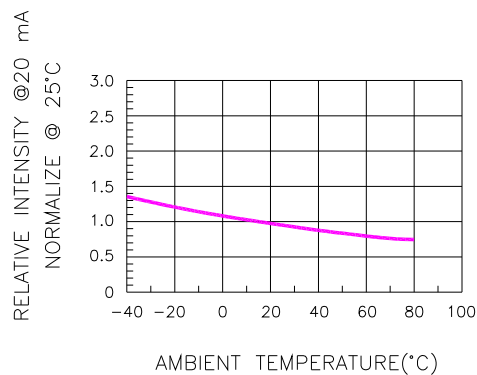


Fig.4 RELATIVE INTENSITY VS. TEMPERATURE

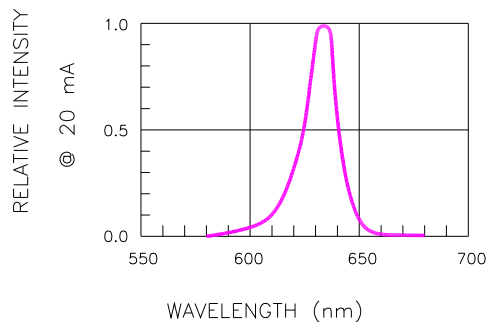


Fig.5 RELATIVE INTENSITY VS. WAVELENGTH

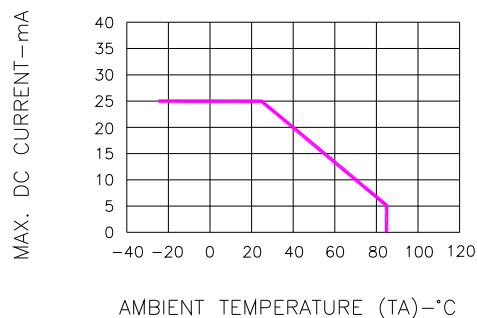


Fig.6 MAX. ALLOWABLE DC CURRENT VS. AMBIENT TEMPERATURE



American Opto Plus LED Corp.

2.3" Case Mold Type LED Display

A2301LEYG G/W

C2301LEYG G/W

● YG: SUPER BRIGHT YELLOW GREEN (AlGaInP/GaAs) CURVE

Typical Electro-optical Characteristic Curves
(25 °C Free Air Temperature Unless Otherwise Specified)

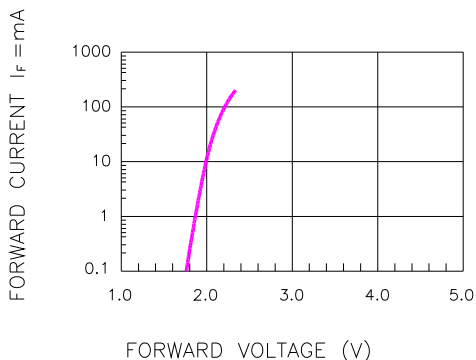


Fig.1 FORWARD CURRENT VS. FORWARD VOLTAGE

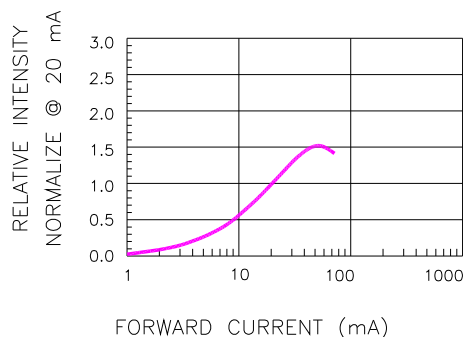


Fig.2 RELATIVE INTENSITY VS. FORWARD CURRENT

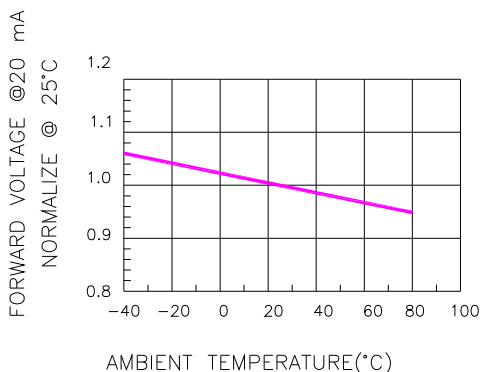


Fig.3 FORWARD VOLTAGE VS. TEMPERATURE

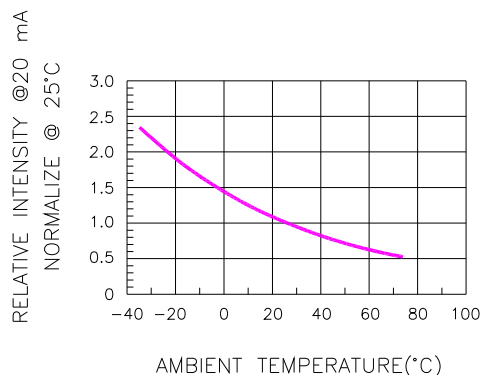


Fig.4 RELATIVE INTENSITY VS. TEMPERATURE

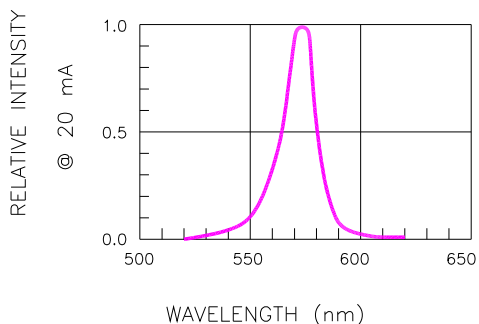


Fig.5 RELATIVE INTENSITY VS. WAVELENGTH

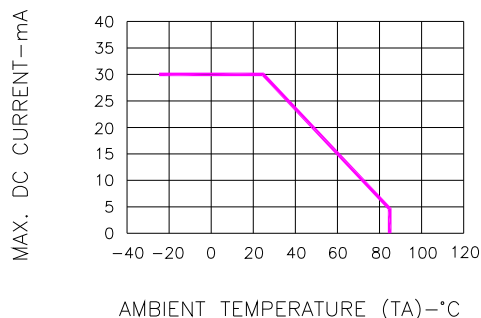
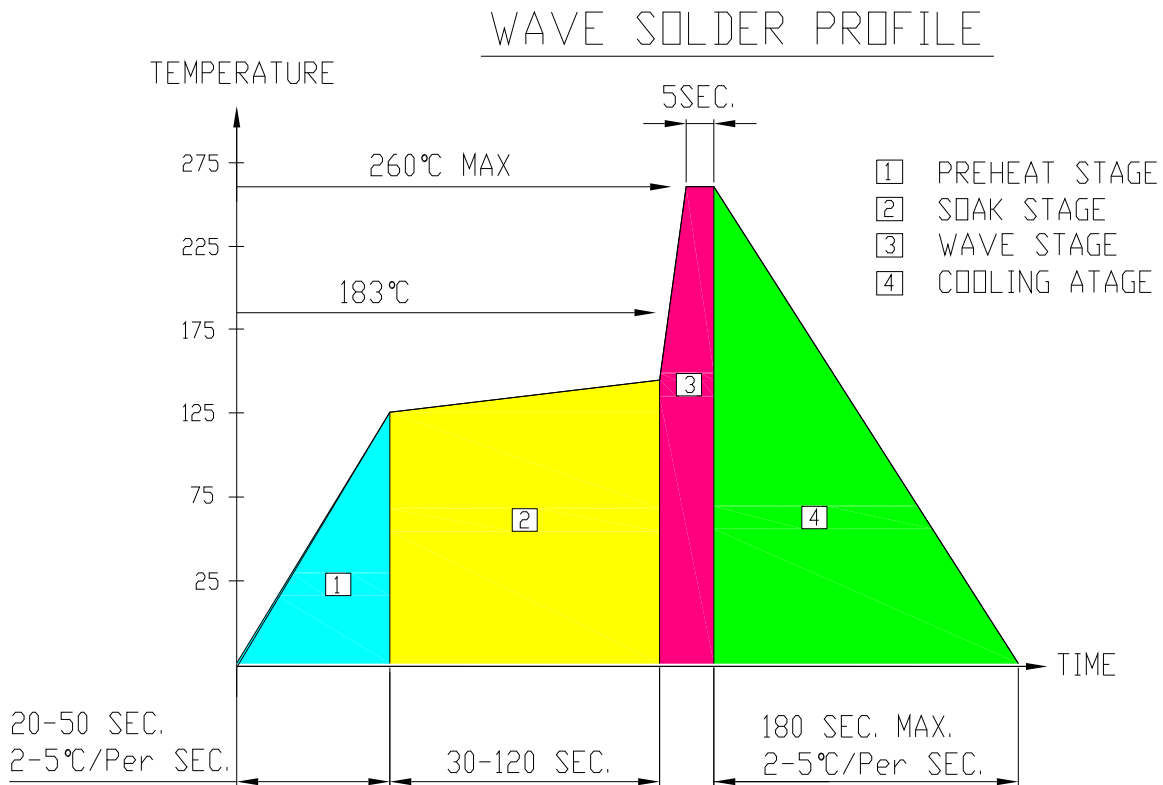


Fig.6 MAX. ALLOWABLE DC CURRENT VS. AMBIENT TEMPERATURE



American Opto Plus LED Corp.
2.3" Case Mold Type LED Display
A2301LEYG G/W
C2301LEYG G/W

● **RECOMMEND SOLDERING PROFILE**



● **SOLDERING IRON**

Basic spec is ≤ 4 sec when 260°C. If temperature is higher, time should be shorter (+10°C → 1 sec). Power dissipation of Iron should be smaller than 15W, and temperature should be controllable. Surface temperature of the device should be under 230°C.

● **REWORK**

Customer must finish rework within ≤ 4 sec under 245°C.