



American Opto Plus LED Corp.
Case Mold Type LED Display
A391LY-4D G/W
C391LY-4D G/W

● **EDIT HISTORY**

Version A : Aug. 11, 2015

Preliminary Spec.

Version B : Nov. 23, 2015

Add bin and hue.

Manufacture	Examination	Approving



American Opto Plus LED Corp.

Case Mold Type LED Display

A391LY-4D G/W

C391LY-4D G/W

● FEATURES

- 0.39 inch (9.90 mm) Digit Height.
- Low current operation..
- Case mold type.
- Gray face, White segment.
- RoHS compliant, Pb Free.

● DESCRIPTION

The A391LY-4D G/W & C391LY-4D G/W is a 0.39 inch (9.90 mm) height single 7-segment display.

This device utilizes Super Bright Yellow LED chip which are made from AlGaInP on a transparent GaAs substrate. The display has Gray face, White segment.

● DEVICE

PART NO	DESCRIPTION
Super Bright Yellow	
A391LY-4D G/W	Common Anode
C391LY-4D G/W	Common Cathode

RoHS Compliance



Pb free.





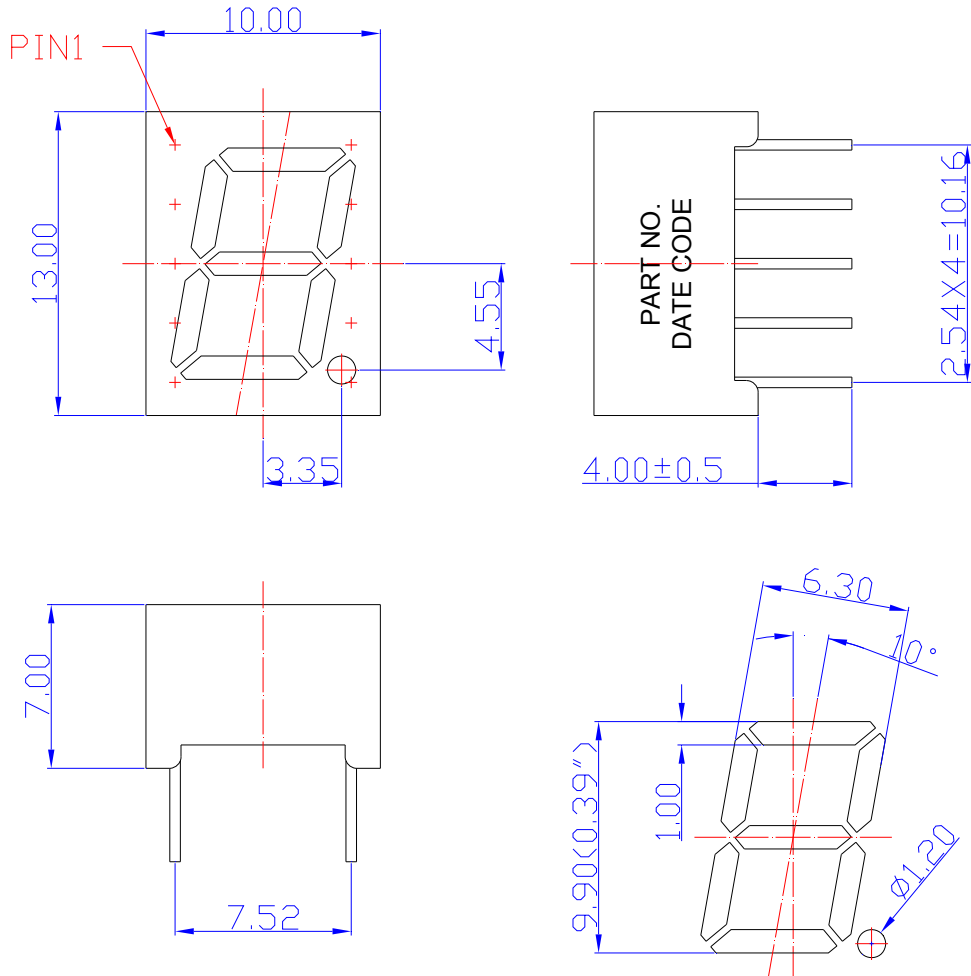
American Opto Plus LED Corp.

Case Mold Type LED Display

A391LY-4D G/W

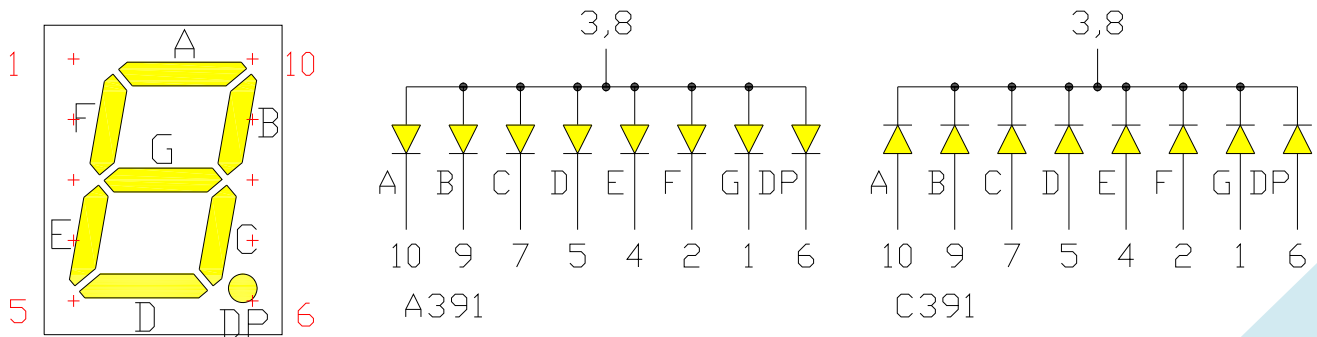
C391LY-4D G/W

● MECHANICAL DIMENSIONS



NOTES: All dimensions are in millimeters. Tolerances are ± 0.25 mm unless otherwise noted.

● TYPICAL INTERNAL EQUIVALENT CIRCUIT





American Opto Plus LED Corp.
Case Mold Type LED Display
A391LY-4D G/W
C391LY-4D G/W

● **LY: SUPER BRIGHT YELLOW (AlGaInP/GaAs)**

ABSOLUTE MAXIMUM RATING AT Ta=25°C

Parameter	Symbol	Super Bright Yellow	Unit
Power dissipation per dice	P _{AD}	70	mW
Derating liner from 25°C per dice	-	0.33	mA / °C
Continuous forward current per dice	I _{AF}	25	mA
Peak current per dice (duty cycle 1/10, 1kHz)	I _{PF}	90	mA
Reverse voltage per dice	V _R	5	V
Operating temperature	T _{OPR}	-25 to +85	°C
Storage temperature	T _{STG}	-25 to +85	°C

ELECTRICAL - OPTICAL CHARACTERISTICS AT Ta=25°C

Characteristic	Symbol	Condition	Min.	Typ.	Max.	Unit
Forward voltage	V _F	I _F =20mA	-	2.0	2.6	V
Reverse current	I _R	V _R =5V	-	-	10	μA
Peak wavelength	λ _P	I _F =20mA	-	593	-	nm
Dominant wavelength	λ _D	I _F =20mA	585	590	595	nm
Luminous intensity	I _V	I _F =10mA	-	30	-	mcd
Spectral radiation bandwidth	Δλ	I _F =20mA	-	20	-	nm



American Opto Plus LED Corp.
Case Mold Type LED Display
A391LY-4D G/W
C391LY-4D G/W

● **LY: BIN GRADE (Unit : mcd / I_F =10mA)**

	J	K	L
Super Bright Yellow	10 ~ 30	30.1 ~ 50	50.1~ 80

● **LY: HUE GRADE (λ_D : nm)**

1	2	3
585 - 588	589 - 592	593 - 595

● **AVAILABLE BIN / HUE TABLE**

J1	K1	L1
J2	K2	L2
J3	K3	L3



American Opto Plus LED Corp.

Case Mold Type LED Display

A391LY-4D G/W

C391LY-4D G/W

● LY: SUPER BRIGHT YELLOW (AlGaInP/GaAs) CURVE

Typical Electro-optical Characteristic Curves
(25 °C Free Air Temperature Unless Otherwise Specified)

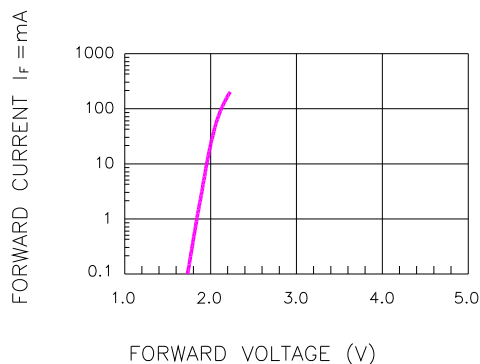


Fig.1 FORWARD CURRENT VS. FORWARD VOLTAGE

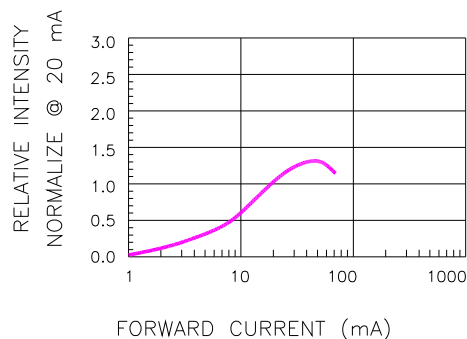


Fig.2 RELATIVE INTENSITY VS. FORWARD CURRENT

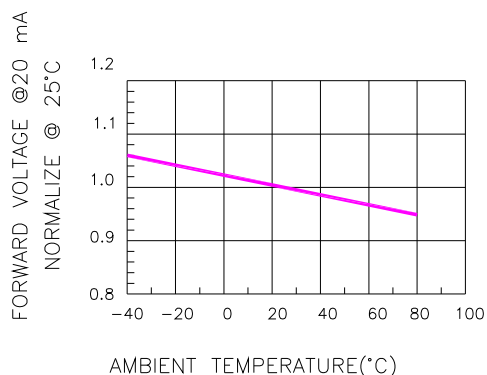


Fig.3 FORWARD VOLTAGE VS. TEMPERATURE

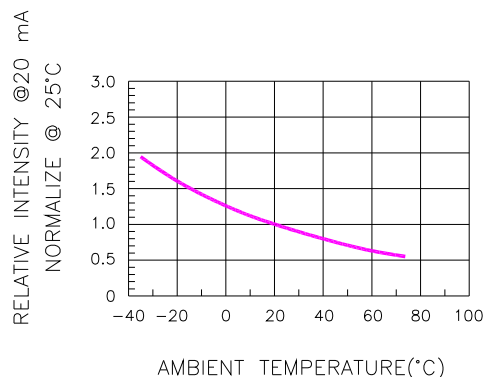


Fig.4 RELATIVE INTENSITY VS. TEMPERATURE

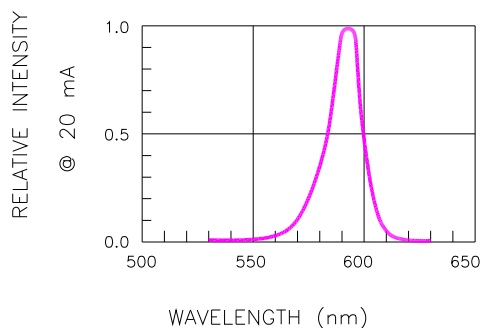


Fig.5 RELATIVE INTENSITY VS. WAVELENGTH

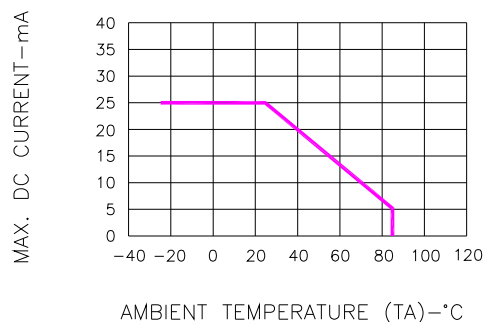


Fig.6 MAX. ALLOWABLE DC CURRENT VS. AMBIENT TEMPERATURE



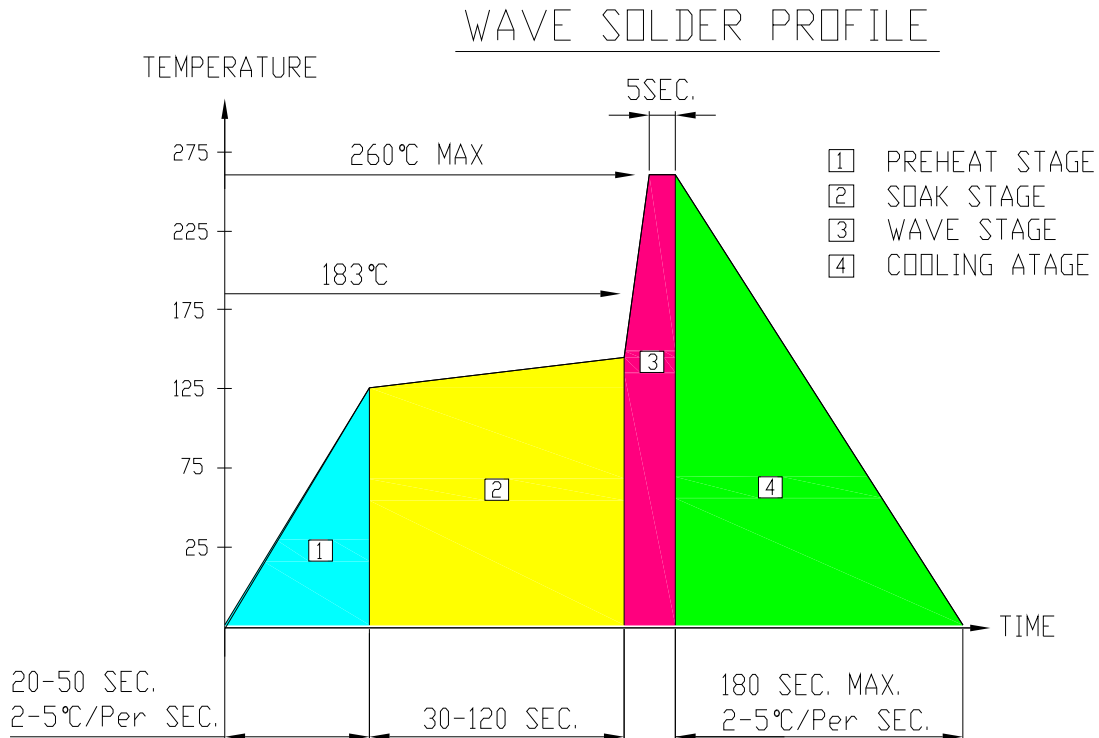
American Opto Plus LED Corp.

Case Mold Type LED Display

A391LY-4D G/W

C391LY-4D G/W

● RECOMMEND SOLDERING PROFILE



● Note:

- Recommend pre-heat temperature of 105°C or less (as measured with a thermocouple attached to the LED pins) prior to immersion in the solder wave with a maximum solder bath temperature of 260°C
- Peak wave soldering temperature between 245°C ~ 225°C for 3 sec (5 sec max)
- No more than one wave soldering pass

● SOLDERING IRON

Basic spec is ≤ 4 sec when 260°C. If temperature is higher, time should be shorter (+10°C → 1 sec). Power dissipation of Iron should be smaller than 15W, and temperature should be controllable. Surface temperature of the device should be under 230°C.

● REWORK

Customer must finish rework within ≤ 3 sec under 350°C.
The head of soldering iron cannot touch copper foil.